

The Nichiha panels, the polar opposite of traditional red brick, enhance the building's shape.



The building, which had been in operation for 69 years and was becoming increasingly dilapidated, was rebuilt. The client was very satisfied with the luxurious texture, design and color of the Nichiha panels.

Rebuilding a traditional kindergarten

Nichiha: Korea is also facing a declining birthrate and an aging population. Please tell us briefly about the circumstances that led to the construction of this new kindergarten.

Ans: Waegwan Sunsim Kindergarten was founded in 1947 and celebrated its 69th anniversary in 2016.

At the time, the convent within Waegwan Cathedral was demolished to reinforce the functions of the aging kindergarten and a new kindergarten was built in its place.

Nichiha: From the beginning, did you plan to use our exterior wall materials for this kindergarten? If you have considered other materials, please let us know what they were and how you selected them.

Ans: This is a project that I worked on at Hyundai Architecture Office, and I suggested that we move away from the red brick that is the main design material of Hyundai Architecture Office, and that is why we chose this material.

Nichiha: What was the deciding factor that ultimately led you to choose our exterior wall materials?

Ans: It received high marks for its durability and variety of models with premium quality, and its natural wood texture, which cannot be

found in other synthetic woods, was a decisive factor.

Nichiha: Have you ever used our exterior wall materials before? Have you ever had concerns about performance, such as fire resistance?

Ans: Waegwan Sunsim Kindergarten is the first project I have undertaken as a designer, and since the materials used on the upper part of the building are white, I was more concerned about discoloration and weather resistance than fire resistance.

Nichiha: The overall look of the building is calm, but the colorful sign is an accent. What was the design concept behind the exterior?

Ans: Personally, I like dynamic MASS. Although it is one MASS, I designed the 2nd and 3rd floors as different levels, and I conceived the image of extending to the east by utilizing the axis of the Waegwan Cathedral, which is located on the same site as the road.

Nichiha: One of the features of our exterior wall materials is the wide range of designs available. Was it difficult to choose an exterior wall that matched your design concept?

Ans: If there is a difficulty, it is the most certain way for a designer to choose a product in its original size rather than a sample, but since I



Korea
New Construction
(RC construction)

New construction of
Waegwan Sunsim kindergarten

Structure:RC
Story:3 story
Age of building:8 years



Design
The S.O.L Architects

<https://blog.naver.com/solarchi>




Construction
ST Lite Co.,LTD

<https://www.stlite.co.kr/>



NICHIHA Panel



S series SPA241

Length 3,030mm
(DISCONTINUED PRODUCTS)



EX series EPC241

Length 3,030mm

Designer's Voice

Nichiha panels come in a wide variety of designs, making it easy to create a design that matches the mass of each building. They have a high quality feel and are durable, making them easy to propose to clients.

Constructor's Voice

Compared to red brick, this exterior material is very useful for shortening construction time. Although construction around the windows requires some ingenuity, the client is very satisfied with the finished product.

The versatile designs give a modern impression and are also highly durable.

could not see the actual product, it was inconvenient to have to choose the exterior wall material by looking at the product in the catalog and the building image.

Nichiha: What was the client's reaction to the finished product once it was completed?

Ans: The head nun said that the colors and textures match well and that she likes the modern feel.

Nichiha: Would you like to use our exterior wall materials for other properties in the future?

Ans: Currently, we are applying the measure in

consultation with the building owner to areas where it can be applied within the business cost limit, and we will continue to do so in the future.

Nichiha: How long did the construction take to complete? Compared to other materials, how easy is it to install our exterior wall materials? (Does it help to shorten the construction period?)

Ans: The construction period took about 6 months, and since the overall construction method was similar to that of terracotta panels, there was no great difficulty in installation. Compared to red bricks, it was a

great help in shortening the construction period.

Nichiha: What do you pay attention to when installing our exterior wall materials?

Ans: Because the panel is rather long, care must be taken to avoid scratches or dents due to interference with the external scaffolding during installation. In addition, since the window is designed to be pushed back rather than flush with the finishing material, care must be taken when installing the flashing on the window frame.




Nichiha: Thank you for sharing your story with us.

Topics

Nichiha EX Series is the first siding in the industry to obtain a full-scale model fire test (KS F 8414) report. MLIT Notification No. 2023-24, Article 24 (Performance standards for semi-noncombustible materials)



For more information, Please check our

 Web-site: <https://www.nichiha.co.jp/global/>
 Facebook: <https://www.facebook.com/NichihaGlobal>
 LinkedIn: <https://jp.linkedin.com/company/nichiha-corporation>